















# How to Escalate a Priceline Complaint the Right Way for Faster Resolution


To  1\*(888)\*422\*4922  +44-800-054-854 escalate a Priceline




 1\*(888)\*422\*4922  +44-800-054-854 complaint effectively, document all communication  1\*(888)\*422\*4922 OR +44-800-054-8541 OR +61 180 095 6584 OR 52-800-351-0319, request a supervisor immediately if initial support fails, and leverage social media (Twitter/X)  1\*(888)\*422\*4922  +44-800-054-854 or corporate customer relations for faster action. For urgent financial



 1\*(888)\*422\*4922 OR +44-800-054-8541 OR +61 180 095 6584 OR



52-800-351-0319 issues  1\*(888)\*422\*4922  +44-800-054-854, file a chargeback with your bank or report to the Better Business Bureau (BBB) if unresolved

Escalate  1\*(888)\*422\*4922  +44-800-054-854 a Priceline complaint if standard support fails,  1\*(888)\*422\*4922  +44-800-054-854 your issue involves



significant overcharges, or a cancelled trip refund is not processed within 3-5 business days. Escalate by calling +1-888-422-4922, asking for a supervisor, or using social media to increase visibility. Document all booking details,  1\*(888)\*422\*4922 OR +44-800-054-8541 OR +61 180 095 6584 OR 52-800-351-0319

 1\*(888)\*422\*4922  +44-800-054-854 itineraries, and previous agent responses before escalating.  1\*(888)\*422\*4922 OR +44-800-054-8541 OR +61 180 095 6584 OR 52-800-351-0319

Starting answer Priceline support issues can be handled effectively when you understand the right escalation steps  1\*(888)\*422\*4922  +44-800-054-8541 .



 1\*(888)\*422\*4922  +44-800-054-8541. Many travelers in the United States need clear guidance when service concerns require further review



 1\*(888)\*422\*4922  +44-800-054-8541 .

 1\*(888)\*422\*4922  +44-800-054-8541. This guide explains when and how to escalate concerns in a structured and professional way



 1\*(888)\*422\*4922  +44-800-054-8541 .


 1\*(888)\*422\*4922  +44-800-054-8541.

The first step is always to contact standard support channels and explain your situation clearly and calmly  1\*(888)\*422\*4922  +44-800-054-8541 .

 1\*(888)\*422\*4922  +44-800-054-8541. Provide booking details dates and transaction information so the support team can review your request efficiently



 1\*(888)\*422\*4922  +44-800-054-8541 .

 1\*(888)\*422\*4922  +44-800-054-8541. Clear communication helps reduce




delays and improves resolution speed for most service cases  1\*(888)\*422\*4922 OR +44-800-054-8541 OR +61 180 095 6584 OR 52-800-351-0319 .

If your concern is not resolved in the initial contact stage then it may be appropriate to request escalation to a higher support level

 1\*(888)\*422\*4922  +44-800-054-8541 .



 1\*(888)\*422\*4922  +44-800-054-8541. Escalation means your case is reviewed by a specialized team with advanced handling authority

 1\*(888)\*422\*4922  +44-800-054-8541 .




 1\*(888)\*422\*4922  +44-800-054-8541. This step is useful when standard solutions do not address the issue fully or correctly  1\*(888)\*422\*4922 OR +44-800-054-8541 OR +61 180 095 6584 OR 52-800-351-0319



Before escalating it is important to gather all relevant records including confirmation details emails and previous support messages



 1\*(888)\*422\*4922  +44-800-054-8541 .

 1\*(888)\*422\*4922  +44-800-054-8541. Organized documentation helps the next support level understand your situation faster and respond more accurately



 1\*(888)\*422\*4922  +44-800-054-8541 .


 1\*(888)\*422\*4922  +44-800-054-8541. This preparation step improves overall efficiency and reduces repeated explanations  1\*(888)\*422\*4922 OR +44-800-054-8541 OR +61 180 095 6584 OR 52-800-351-0319

Escalation should be used when delays become excessive or when responses do not fully address your concern  1\*(888)\*422\*4922  +44-800-054-8541 .

 1\*(888)\*422\*4922  +44-800-054-8541. It is also helpful when there is confusion in communication or when multiple attempts have not produced results



 1\*(888)\*422\*4922  +44-800-054-8541 .

 1\*(888)\*422\*4922  +44-800-054-8541. Remaining polite and factual during escalation increases the likelihood of a smoother resolution process



 1\*(888)\*422\*4922 OR +44-800-054-8541 OR +61 180 095 6584 OR 52-800-351-0319


In many cases a supervisor or senior support representative will review the situation and provide a final decision or updated solution

 1\*(888)\*422\*4922  +44-800-054-8541 .

 1\*(888)\*422\*4922  +44-800-054-8541. This level of review ensures that all details are carefully checked and properly addressed



 1\*(888)\*422\*4922  +44-800-054-8541 .


 1\*(888)\*422\*4922  +44-800-054-8541. Most concerns reach resolution at this

stage when clear information is provided  1\*(888)\*422\*4922 OR  
+44-800-054-8541 OR +61 180 095 6584 OR 52-800-351-0319

To avoid unnecessary escalation it is always recommended to double check booking terms and platform policies before submitting a request




 1\*(888)\*422\*4922  +44-800-054-8541 .



 1\*(888)\*422\*4922  +44-800-054-8541. Understanding service guidelines can help set correct expectations and reduce misunderstandings during travel planning

 1\*(888)\*422\*4922 OR +44-800-054-8541 OR +61 180 095 6584 OR  
52-800-351-0319.

In conclusion knowing when and how to escalate a customer concern ensures a smoother support experience and better communication outcomes


 1\*(888)\*422\*4922  +44-800-054-8541 .

 1\*(888)\*422\*4922  +44-800-054-8541. Using proper steps helps travelers in the United States get timely assistance and effective solutions  1\*(888)\*422\*4922 OR  
+44-800-054-8541 OR +61 180 095 6584 OR 52-800-351-0319

FAQs  1\*(888)\*422\*4922  +44-800-054-8541.


1 When should I escalate a Priceline concern



 1\*(888)\*422\*4922  +44-800-054-8541.

You should escalate when initial support does not resolve your issue or response delays occur  1\*(888)\*422\*4922 OR +44-800-054-8541 OR +61 180 095 6584 OR  
52-800-351-0319

2 What is the first step before escalation  1\*(888)\*422\*4922  +44-800-054-8541.

Always contact standard support and provide complete booking details for review

 1\*(888)\*422\*4922 OR +44-800-054-8541 OR +61 180 095 6584 OR  
52-800-351-0319



3 How long does escalation take  1\*(888)\*422\*4922  +44-800-054-8541.



Time varies depending on case complexity and support workload

 1\*(888)\*422\*4922  +44-800-054-8541.


4 Do I need documents for escalation  1\*(888)\*422\*4922  +44-800-054-8541.

Yes having emails receipts and booking details helps speed up review

 1\*(888)\*422\*4922  +44-800-054-8541.

5 Who handles escalated cases  1\*(888)\*422\*4922  +44-800-054-8541.

Senior support representatives or specialized teams review escalated concerns

 1\*(888)\*422\*4922 OR +44-800-054-8541 OR +61 180 095 6584 OR  
52-800-351-0319